

# Consolidated Test Report

**SAMPLE INFORMATION:**

Sample Description : **Modular socket**  
Trademark :   
Model Number : **EBSA2, EBSA1, EBSA3**  
Manufacturer : **Shanghai Ebasee Electric Co., Ltd.**  
Manufacturer Address : **No.18 Gutang Road, Pudong, Shanghai 201209 P. R. China**

**CLIENT INFORMATION:**

Applicant : **Shanghai Ebasee Electric Co., Ltd.**  
Applicant Address : **No.18 Gutang Road, Pudong, Shanghai 201209 P. R. China**  
Test Standard : **IEC62321-1: 2013**  
Comment : **The data shown in this consolidated test report did not exceed the limits of RoHS Directive 2011/65/EU, and its amendment directives.**  
Issue Date : **Jun. 07, 2017**

**REMARKS:**

1. The test data obtained and the report issued by laboratories other than ZCT are provided by the applicant to us for data consolidation purposes. The report shall not be reproduced in part without written approval of us.
2. Characterization & Condition of sample: Normal.

Approved by: \_\_\_\_\_

Date : Jun. 07, 2017

# Consolidated Test Report

No.	Component	Test Lab	Report No.& Issue Date	Test Data(ppm)
1	SCREW	SGS	CANEC1314711102 2013-09-28	Cd: N.D. Pb: N.D. Hg: N.D. Cr6+: N.D.
2	IRON	CTI	RLSHF001457950002C 2013-04-24	Cd: N.D. Pb: N.D. Hg: N.D. Cr6+: N.D. PBBS: N.D. PBDES: N.D.
3	SPRING	CTI	ECL03H002380010 2015-05-19	Cd: N.D. Pb: N.D. Hg: N.D. Cr6+:N.D. PBBS: N.D. PBDES: N.D.
4	WHITE PLASTIC	SGS	KE/2014/31159 2014-03-17	Cd: N.D. Pb: N.D. Hg: N.D. Cr6+: N.D. PBBS: N.D. PBDES: N.D.

# Consolidated Test Report

## NOTE:


- (1) Pb Limit=1000mg/kg, Cd Limit=100mg/kg, Hg Limit=1000mg/kg;  
Cr<sup>6+</sup> Limit=1000mg/kg ; PBBs Limit=1000mg/kg, PBDEs Limit=1000mg/kg
- (2) N.D. = not detected (<MDL)
- (3) MDL=Method Detection Limit
- (4) ppm = mg/kg
- (5) Conclusion:

The results shown on the report do not exceed the limit of the council of 8 June 2011 on the restriction of the use of certain hazards substances in electrical and electronic equipment under directive 2011/65/EU of the European parliament.


# Consolidated Test Report

## PHOTOGRAPHS OF SAMPLE AS RECEIVED

EUT Photo 1




EUT Photo 2



# Consolidated Test Report

EUT Photo 3



\*\*\*\*\* END OF REPORT \*\*\*\*\*