

1.Function

Residual current circuit breakers are used in housing ,tertiary sector and industry.

- Control electric circuits.
- Protect people against indirect contacts and additional protection against direct contacts.
- Protect installations against fire hazard due to insulation faults.
- Wide variety of rated tripping currents

2.Nomenclature

EBS 9RN - 100 / 2P

- 2P — Poles
- 100 — Frame level
- 9RN — Design code
- EBS — Company code

3.RCCB Production Assembly Process







4.A+SI Type Features

▶ Function

1. On the basis of type A, the product circuit board has been improved.

2. Anti-electromagnetic interference and filtering are added to achieve.

▶ Application

Frequent lighting strikes， high-voltage towers， Power distribution cabinets etc.



5.Safety Features



▶ True Contact Indication

No color means working normally
Red color means Fault indicator.

▶ IP20 Protection

A rating of “IP20” denotes protection from solid objects 18mm/1P in size.

6.Reliability Features

▶ Sealed terminal

a. Thermosetting material, no melting point, no buring, more safety.

b. Double terminals connection.

7.Installation Features

▶ Ergonomics: Better Grip

With its wide surface area and prominent strips around the periphery, the ergonomically designed handle assists with the manual operation of the circuit breaker from single pole to four poles with optimum force, and ensures a secure grip while operating the handle.

▶ One-position DIN clip, facilitates easy mounting

▶ Din rail installation:35mm



▶ Terminal Shutter

Double terminals connection:
U Type & Pin type busbar are ok to connect.
wire connection way.

▶ Ease Mounting

Din-rail mounting, it is easy to install and remove.

8.Specifications

Type	Standard		IEC/EN 61008-1
Electrical features	Leakage type		Electromagnetic type
	Rated current In	A	25, 32, 40, 63, 80, 100
	Type (wave form of the earth leakage sensed)		A, AC,S
	Poles	P	2,4
	Rated voltage Ue	V	240/415
	Insulation voltage Ui	V	500
	Rated frequency	Hz	50/60
	Rated breaking capacity Inc=IΔc	A	6000/10000
	SCPD fuse	A	6000
	Rated impulse withstand voltage (1.2/50) Uimp	V	6000
	Dielectric test voltage at ind. Freq. for 1min	kV	2.5
	Rated sensitivity IΔn	A	0.01, 0.03, 0.1, 0.3
	Rated residual making and breaking capacity IΔm	A	500(In≤40A);630(In＞40A)
	Pollution grade		2
Mechanical features	Electrical life	t	4000
	Mechanical life	t	8000
	Protection grade		IP20
	Ambient temperature(with daily average≤35°C)	°C	-25~+40
	Storage temperature	°C	-25~+70
Installation	Terminal connection type		Cable/Pin-type busbar/U-type bar
	Terminal size top/bottom for cable	mm²	25
		AWG	18/3
	Terminal size top/bottom for busbar	mm²	25
		AWG	18/3
	Tightening torque	N*m	2.5
		In-lbs	22
	Mounting		On DIN rail EN 60715(35mm)by means of fast clip device
	Connection		From top and bottom

9.Conductor

Copper cross-section(mm²)	Rated current In(A)
4	20<In≤25
6	25<In≤32
10	32<In≤50
16	50<In≤63
25	63<In≤80
35	80<In≤100

10.Types

Both RCCBs and RCBOs are further divided into types depending on the operating function:

- **Type AC** : For which tripping is ensured for residual sinusoidal alternating currents, whether suddenly applied or slowly rising.
- **Type A** : For which tripping is ensured for residual sinusoidal alternating currents and residual pulsating direct currents, whether suddenly applied or slowly rising.
- **Type S** : For selectivity, with time delay.

11.Dimensions

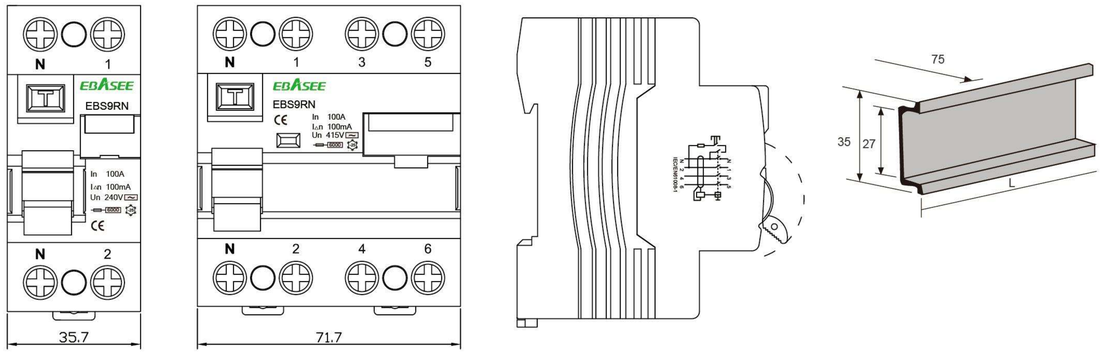

12.Order Note

Following items should be marked when ordering	Ordering sample
Product name, model & frame level	To order EBS9RN-100 residual current circuit breaker, frame level
Poles	100A, 2P, rated current 25A, rated residual current is 30mA, quantity
Tripping characteristic and rated current	100 pieces, should be marked:
Quantity	EBS9RN-100/2P 25A 30mA, 100PCS.